










European Housing Exclusion Index

SLOVENIA

Overall rank¹ : 16th

Population in housing cost overburden (spending more than 40% of disposable income in housing)	EU Average	 7 th
6%	11%	
Evolution of housing cost overburden 2008-2013	EU Average	 18 th
+1,6 pts	+0,5 pts	
Poor households' exposure to the housing market ²	EU Average	 11 th
13,4%	21,8%	
Rent and mortgage arrears (among poor households)	EU Average	 14 th
9,4%	10,1%	
Utilities arrears (among poor households)	EU Average	 22 nd
35,7%	21,2%	
Likelihood (subjective) of having to leave housing in the next six months due to increasing costs	EU Average	 3 rd
2,4%	5,5%	
Overcrowding	EU Average	 16 th
15,6%	17,3%	
Severe housing deprivation	EU Average	 20 th
6,5%	5,2%	
Inability to keep home adequately warm	EU Average	 8 th
4,9%	10,8%	

¹ Average results of tables 1, 4, 5, 7, 8, 9 from the report *An Overview of Housing Exclusion in Europe 2015*.

² Poor tenants on the private market and poor people with mortgages to pay.

Evolution of inability to keep home adequately warm 2008-2013	EU Average
-0,7 pts	+0,7 pts



8th

Rural population encountering difficulties in accessing public transport	EU Average
39,7%	35%



23rd

Gender effect : Risk for women of experiencing housing cost overburden compared to men, among poor households ³	EU Average
+3%	+13%



6th

Age/youth effect : Risk for young people of experiencing housing cost overburden, among overall poor population	EU Average
0%	+29%



8th

Age/ageing effect : Risk for older people of experiencing housing cost overburden, among overall poor population	EU Average
+18%	-6%



21st

Fondation Abbé Pierre | Contact : Marc Uhry muhry@fap.fr
FEANTSA | Contact : Ruth Owen ruth.owen@feantsa.org

³ Gender and age effects are watched among poor population, in order to counteract the difference in income between social groups and to assess if there are aggravating factors for housing exclusion, regardless of income issues.