










European Housing Exclusion Index

LATVIA

Overall rank¹ : 24th

Population in housing cost overburden (spending more than 40% of disposable income in housing)	EU Average	 20 th
11,4%	11%	
Evolution of housing cost overburden 2008-2013	EU Average	 25 th
+2,7 pts	+0,5 pts	
Poor households' exposure to the housing market ²	EU Average	 9 th
11,2%	21,8%	
Rent and mortgage arrears (among poor households)	EU Average	 12 th
8,3%	10,1%	
Utilities arrears (among poor households)	EU Average	 21 st
33,9%	21,2%	
Likelihood (subjective) of having to leave housing in the next six months due to increasing costs	EU Average	 21 st
6,8%	5,5%	
Overcrowding	EU Average	 22 nd
37,7%	17,3%	
Severe housing deprivation	EU Average	 26 th
16,3%	5,2%	
Inability to keep home adequately warm	EU Average	 22 nd
21,1%	10,8%	

¹ Average results of tables 1, 4, 5, 7, 8, 9 from the report *An Overview of Housing Exclusion in Europe 2015*.

² Poor tenants on the private market and poor people with mortgages to pay.

Evolution of inability to keep home adequately warm 2008-2013	EU Average
+4,3 pts	+0,7 pts

 23rd

Rural population encountering difficulties in accessing public transport	EU Average
32,8%	35%

 10th

Gender effect : Risk for women of experiencing housing cost overburden compared to men, among poor households ³	EU Average
+25%	+13%

 25th

Age/youth effect : Risk for young people of experiencing housing cost overburden, among overall poor population	EU Average
-24%	+29%

 5th

Age/ageing effect : Risk for older people of experiencing housing cost overburden, among overall poor population	EU Average
+23%	-6%

 24th

Fondation Abbé Pierre | Contact : Marc Uhry muhry@fap.fr
FEANTSA | Contact : Ruth Owen ruth.owen@feantsa.org

³ Gender and age effects are watched among poor population, in order to counteract the difference in income between social groups and to assess if there are aggravating factors for housing exclusion, regardless of income issues.