










European Housing Exclusion Index CYPRUS

Overall rank¹ : 13th

Population in housing cost overburden (spending more than 40% of disposable income in housing)	EU Average	 2 nd
3,3%	11%	
Evolution of housing cost overburden 2008-2013	EU Average	 17 th
+1,5 pts	+0,5 pts	
Poor households' exposure to the housing market ²	EU Average	 15 th
21,5%	21,8%	
Rent and mortgage arrears (among poor households)	EU Average	 20 th
13,0%	10,1%	
Utilities arrears (among poor households)	EU Average	 23 th
39,9%	21,2%	
Likelihood (subjective) of having to leave housing in the next six months due to increasing costs	EU Average	 26 th
10,3%	5,5%	
Overcrowding	EU Average	 2 nd
2,4%	17,3%	
Severe housing deprivation	EU Average	 6 th
1,4%	5,2%	
Inability to keep home adequately warm	EU Average	 27 th
30,5%	10,8%	

¹ Average results of tables 1, 4, 5, 7, 8, 9 from the report *An Overview of Housing Exclusion in Europe 2015*.

² Poor tenants on the private market and poor people with mortgages to pay.

Evolution of inability to keep home adequately warm 2008-2013	EU Average
+1,3 pts	+0,7 pts

 15th

Rural population encountering difficulties in accessing public transport	EU Average
35,5%	35%

 15th

Gender effect : Risk for women of experiencing housing cost overburden compared to men, among poor households ³	EU Average
+20%	+13%

 22nd

Age/youth effect : Risk for young people of experiencing housing cost overburden, among overall poor population	EU Average
-58%	+29%

 1st

Age/ageing effect : Risk for older people of experiencing housing cost overburden, among overall poor population	EU Average
-52%	-6%

 4th

Fondation Abbé Pierre | Contact : Marc Uhry muhry@fap.fr
FEANTSA | Contact : Ruth Owen ruth.owen@feantsa.org

³ Gender and age effects are watched among poor population, in order to counteract the difference in income between social groups and to assess if there are aggravating factors for housing exclusion, regardless of income issues.