

# Data matching:



## understanding the

## impact of homelessness

## on health services

*Neil Hamlet* – Consultant, Public Health Medicine, NHS Fife  
– Lead for Homelessness, NHS Health Scotland

[neil.hamlet@nhs.net](mailto:neil.hamlet@nhs.net)

[@Neil\\_Hamlet](https://twitter.com/Neil_Hamlet)



FEANTSA

POD MAATSCHAPPELIJKE INTEGRATIE  
BETER SAMEN LEVEN  
SPP INTÉGRATION SOCIALE  
MIEUX VIVRE ENSEMBLE



STEUNPUNT  
ALGEMEEN WELZIJNSWERK



ΙΣΝ/SNF  
ΔΡΥΜΑ ΣΤΑΥΡΟΣ ΝΙΑΡΧΟΣ  
STAVROS NIARCHOS  
FOUNDATION



Loterie  
Nationale  
Loterij



# The Inequality Iceberg

The image features a large iceberg floating in a dark blue ocean under a clear sky. The visible tip of the iceberg is jagged and white, while the much larger submerged portion is visible as a dark, shadowy shape beneath the water's surface. This visual metaphor represents the concept of the 'iceberg' of health inequality, where the visible tip is homelessness and the submerged part represents the underlying social and environmental factors.

**Multiple Exclusion Homelessness is the visible, deeply damaged and vulnerable tip of the health inequality iceberg.**

**Below the waterline lie all the social, environmental and behavioural drivers and transition points for prevention and early intervention.**

An iceberg floating in the ocean, with the tip above water and a much larger part submerged. The image is used as a metaphor for homelessness, where the visible part represents statutory homelessness and the submerged part represents hidden homelessness.

**Statutory  
homeless HL1**

**Rough Sleepers**

**Approaching  
homelessness  
Prevent 1**

**Housed but  
homeless HL3**

**Hidden  
Homeless**

**Sofa  
Surfers**

**2 pay cheques away from  
homelessness**



An iceberg floating in dark blue water. The tip of the iceberg is white and above the water line. The rest of the iceberg is submerged and appears as a large, jagged mass of blue and white ice. Several speech bubbles of different colors (yellow, red, and grey) point to different parts of the iceberg, each containing text. The background is a dark blue gradient.

**“Statutory”  
Homeless**

**Silo-based  
chipping  
away**

**Mental Distress**

**Criminal Justice**

**Addiction**

**Relational  
Breakdown**

**Childhood  
Trauma**

**Together warming the water**

Let's SHARE our experience and knowledge

THE  
HOMELESSNESS  
AGENDA

This needs to  
be a joined  
up path

Data – sharing across agencies

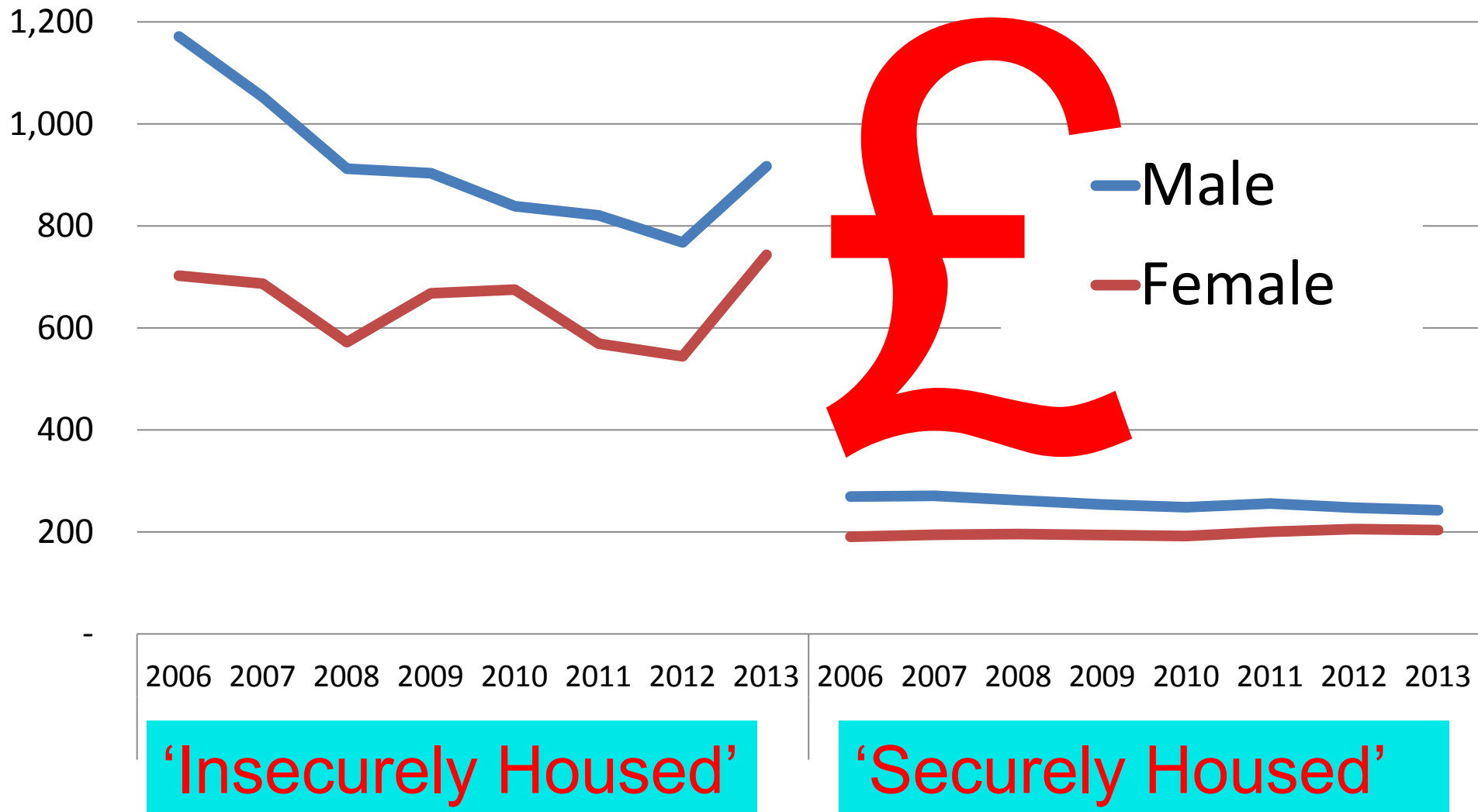
Social  
Care

Voluntary  
Sector

NHS

Housing

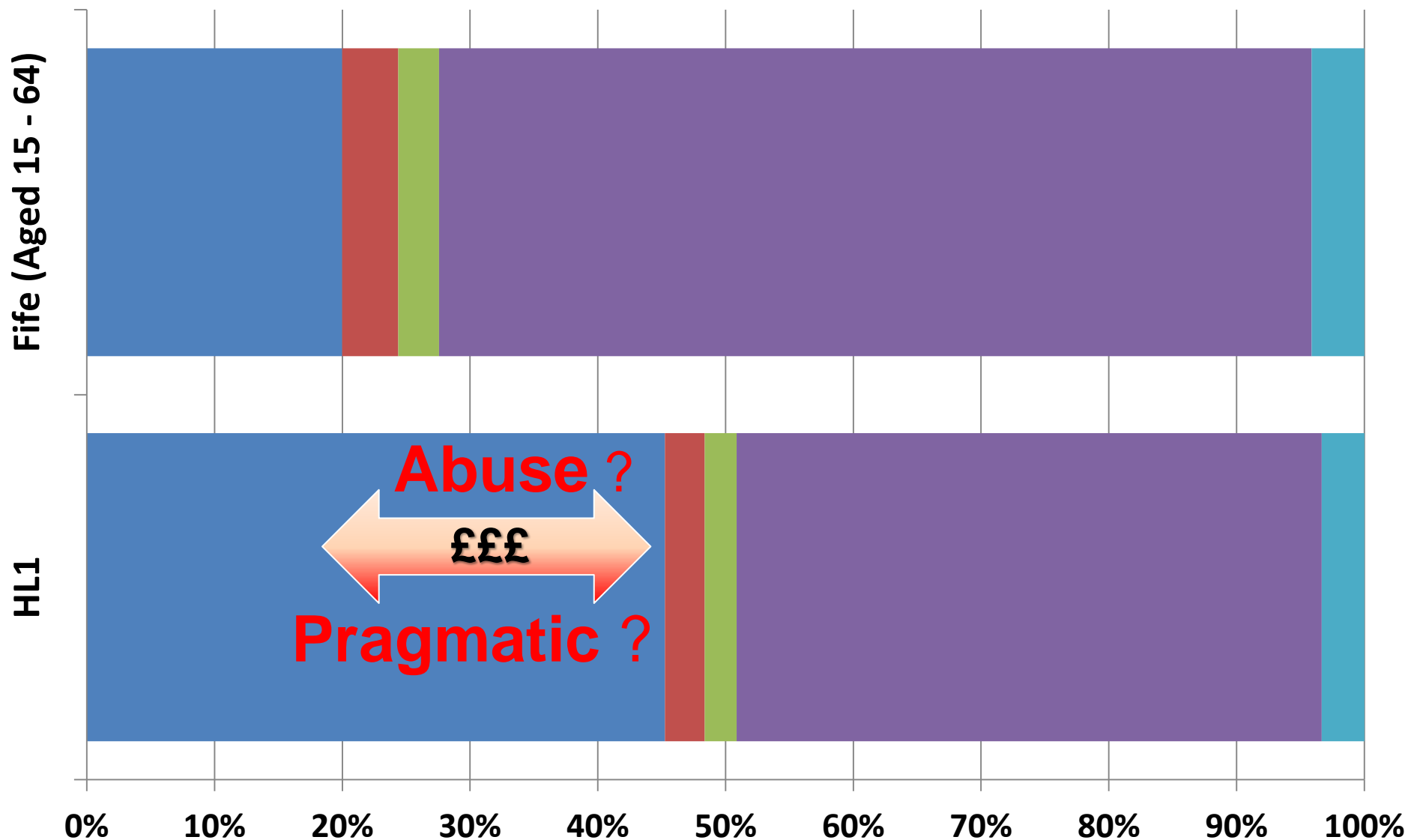
# The impact of homelessness on health care – proving the case



# Referral From Distribution of A&E Attendances; 2013

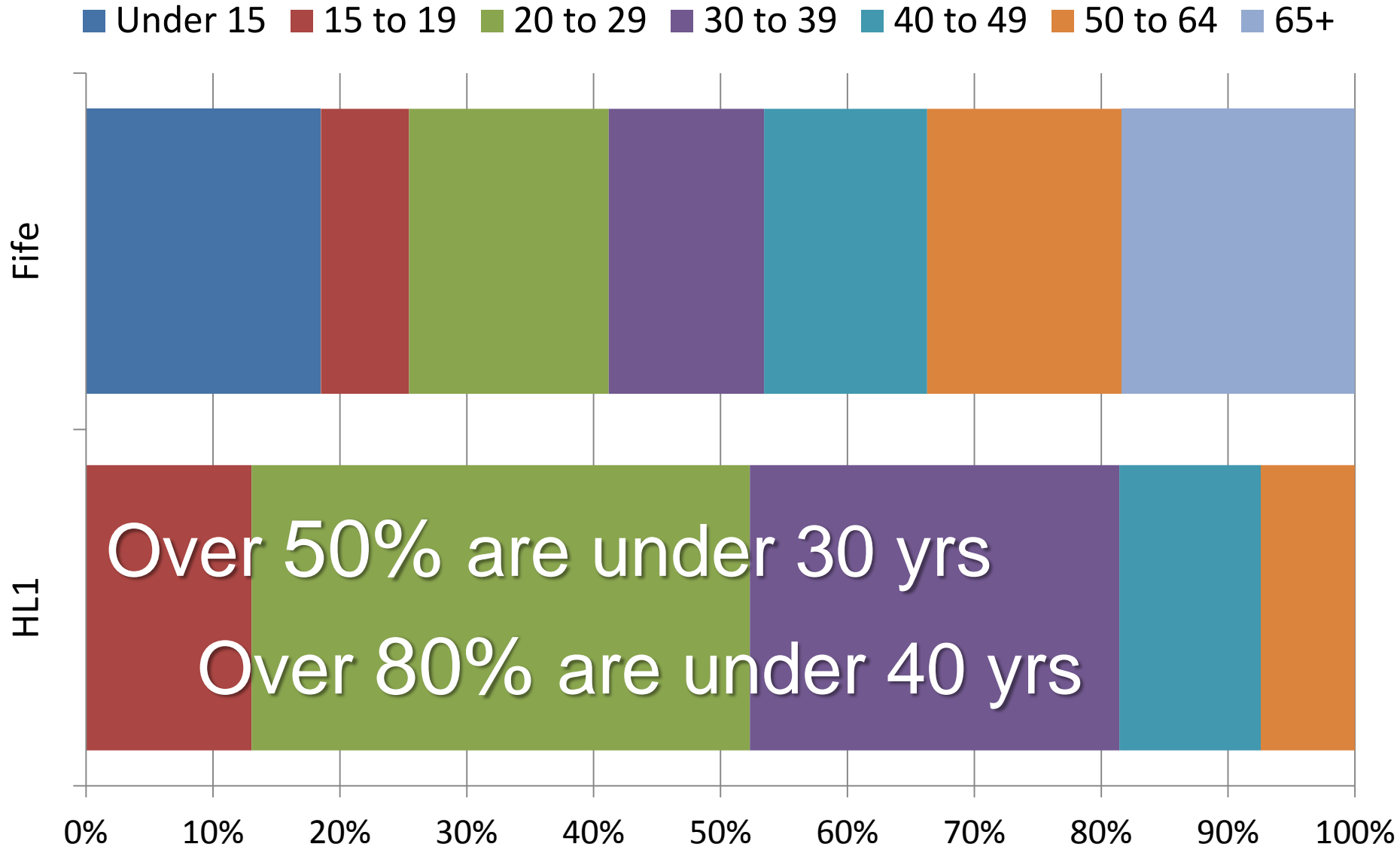
Source who referred patient to A&E department

Emergency Services GP Other Hospital Self Referral NHS24



# Age Distribution of A&E Attendances; 2013

## Age of patients attending A&E





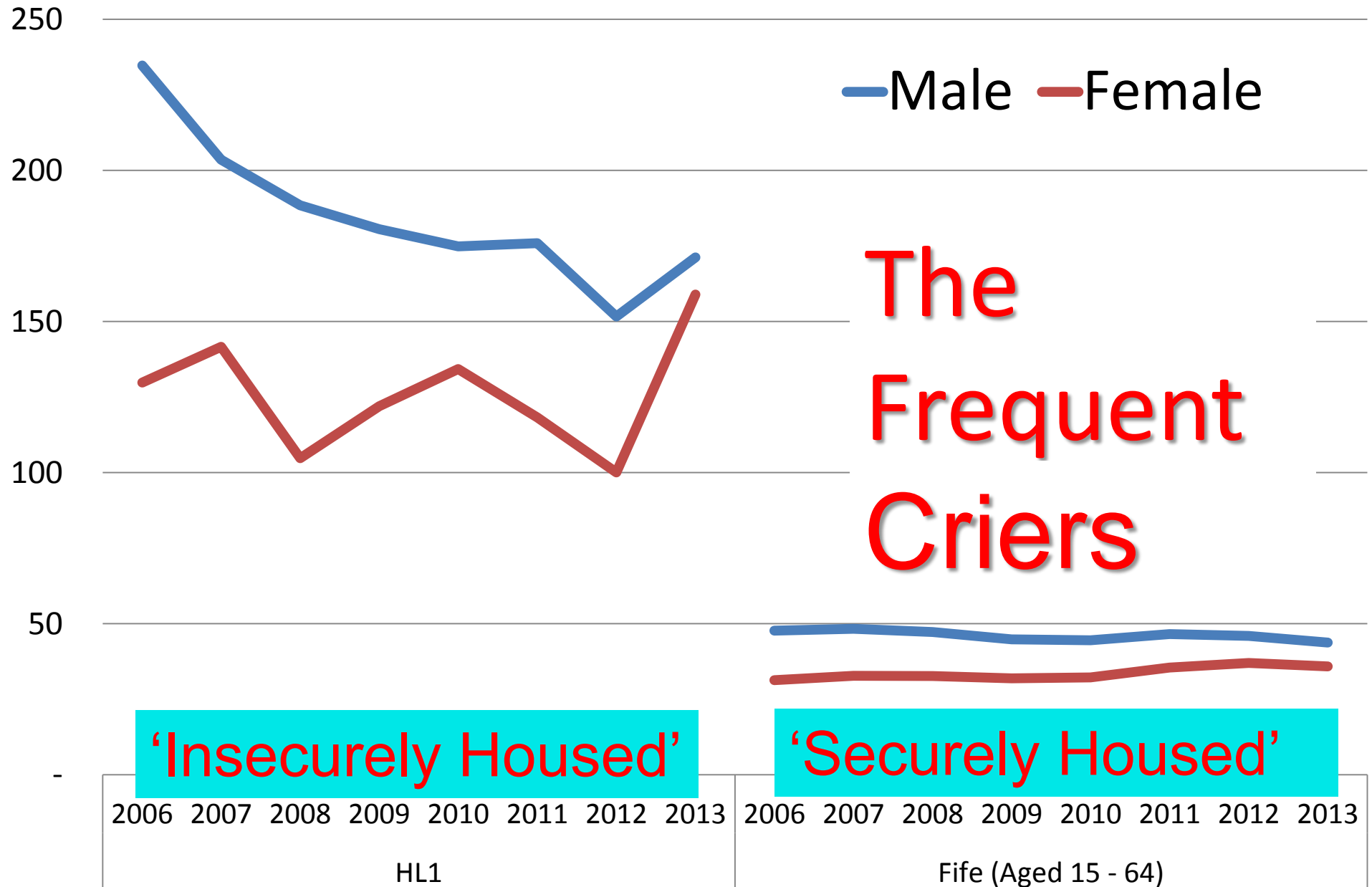
# Emergency Admission Rate per 1,000 Population

Patients admitted to hospital as an emergency



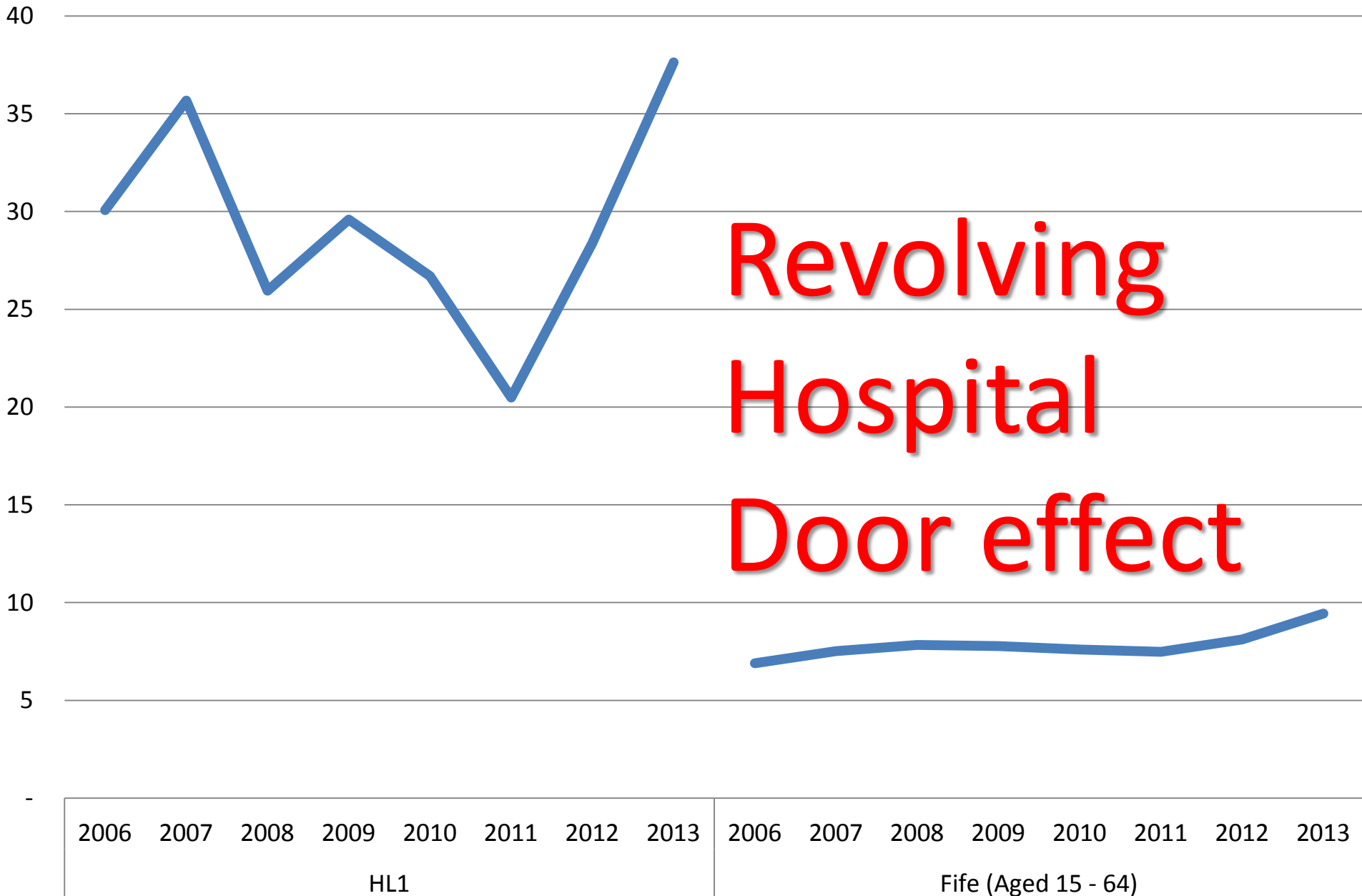
# Patient Multiple Attendance Rate per 1,000 Population

Patients who have attended A&E more than once within specified year



# Multiple Emergency Admission Rate per 1,000 Population

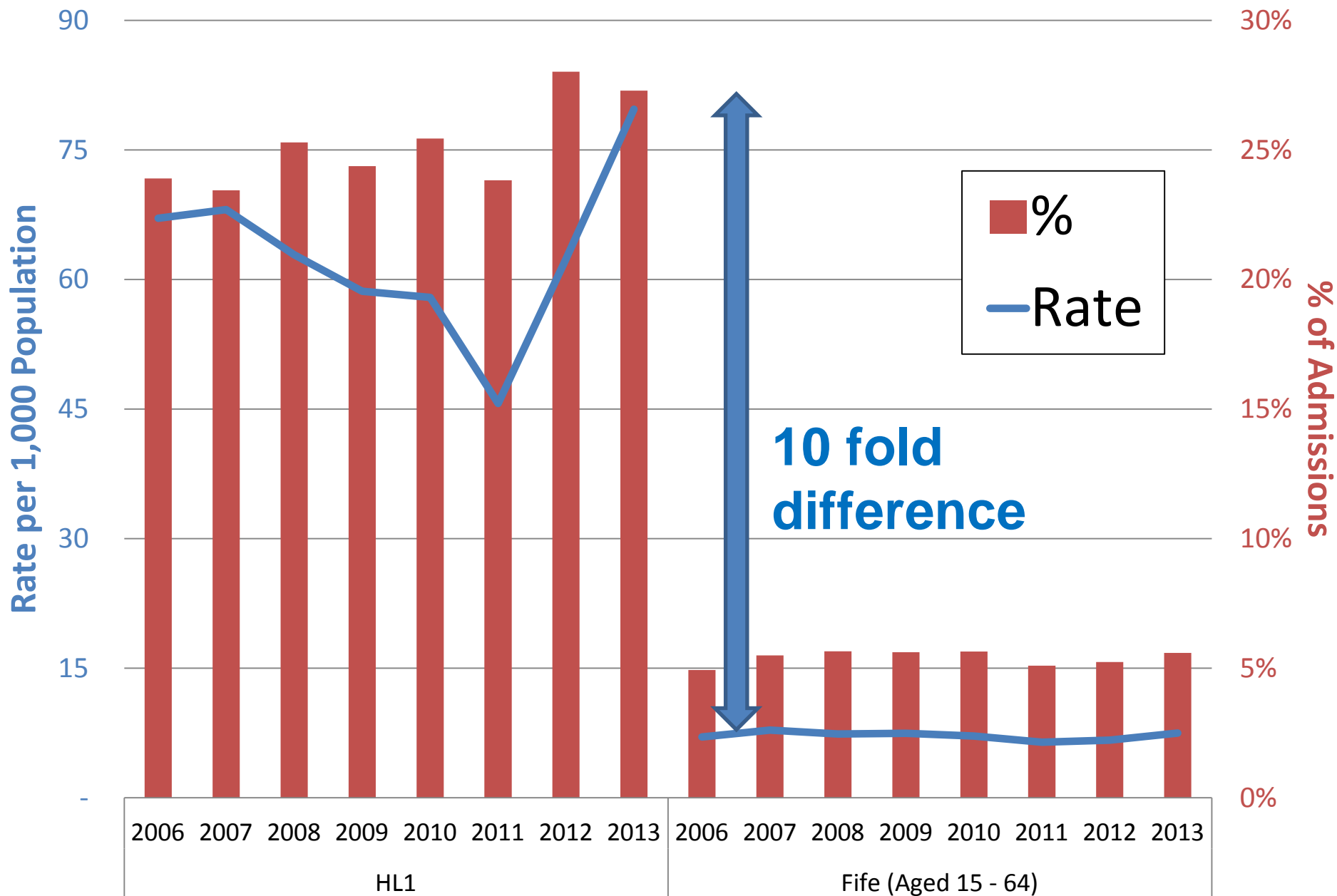
Patients who have been admitted as an emergency more than once in specified year



Revolving  
Hospital  
Door effect

# Alcohol-related Admissions rate per 1,000 and % of Admissions

Admissions with diagnosis related to alcohol based on ISD definition

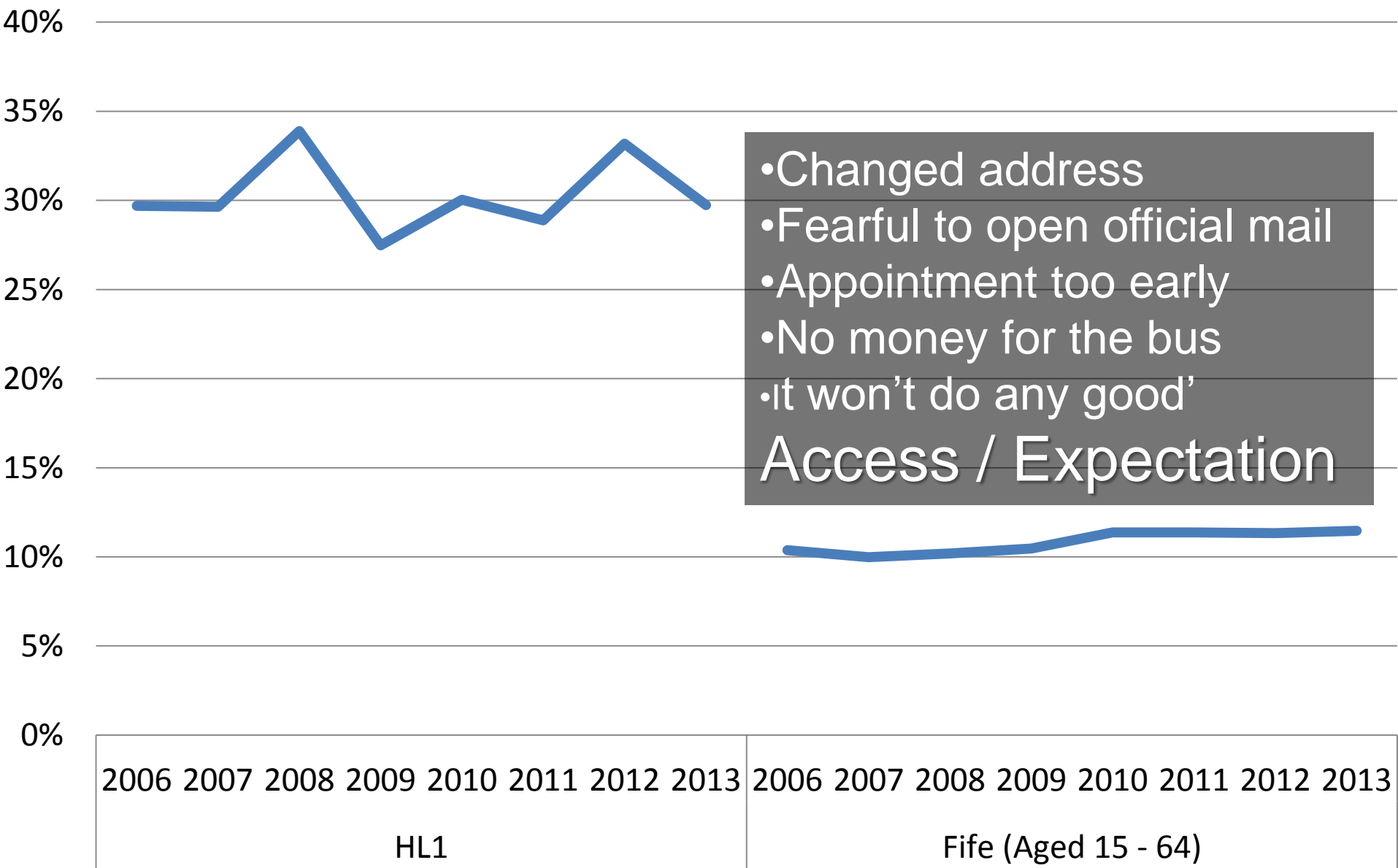




## % New Outpatient Appointments DNA

### New appointments who Did Not Attend

*(excludes cancellations by hospital or patient)*





# Health and Homelessness Personal Data Specification (The H2H Return)

## ▼ Statistics

### ▼ Browse Statistics

#### ▼ Housing and Regeneration

##### ▼ Homelessness Statistics

- ▶ Ad hoc analysis
- ▶ October - December 2014
- ▶ Annual Homelessness Publication - Tables and Chart
- ▶ Housing Options (PREVENT1) Statistics: 2014-15
- ▶ Homelessness Annual Reference Tables 2014-15
- ▶ **Health and Homelessness Data Linkage**

**For the one-off data linkage of health and homelessness datasets**

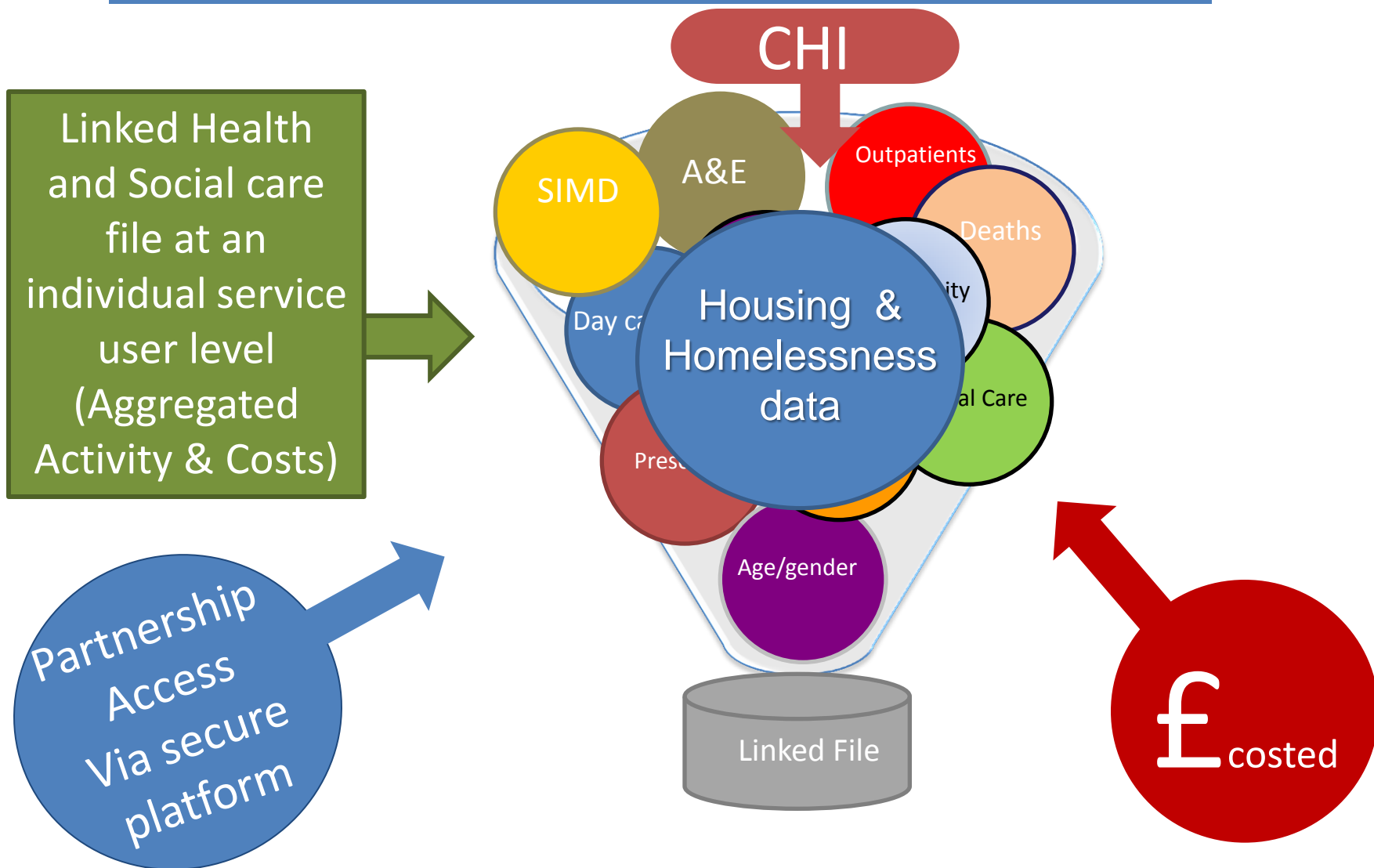
Version 1


28 January 2016

Social Security and Housing Access Statistics

This data specification contains the personal data questions to be used in the linkage of health datasets and homelessness data. The Scottish Government's HL1 and PREVENT1 data will be linked with NHS National Services Scotland data to provide robust evidence on the scale of homeless people's health needs.

# Integrated Data: Health & Social Care Integration and Information Platform





# Commission on Housing & Wellbeing

Scottish Public Health Network

## Restoring the Public Health response to Homelessness in Scotland

**Katy Hetherington**

## Neil Hamlet

May 2015

# A blueprint for Scotland's future

June 2015

[www.housingandwellbeing.org](http://www.housingandwellbeing.org)

[http://www.scotphn.net/projects/previous\\_projects/homelessness\\_guidance\\_for\\_public\\_health](http://www.scotphn.net/projects/previous_projects/homelessness_guidance_for_public_health)

